

Student Survey (Middle and High)_120621

run on 01/07/2022



surveys





Report Filters

School:

N/A

Race:

N/A

Grade:

N/A

Gender:

N/A

Ethnicity:

N/A

Tag:

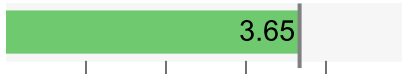
N/A



Report Summary

Overall Score: 3.65

Network Average: 3.67

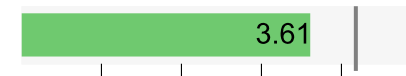


By Survey Section

Section Score | Network Average

Purpose and Direction: 3.61

Network Average: 4.18

**Governance and Leadership: 3.5**

Network Average: 4.16

**Teaching and Assessing for Learning: 3.61**

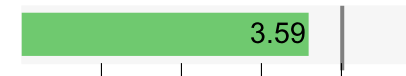
Network Average: 4.04

**Resources and Support Systems: 3.67**

Network Average: 4.04

**Using Results for Continuous Improvement: 3.59**

Network Average: 4.01





Highest Scoring Items

F6: In my school, I can participate in activities that interest me.



D3: In my school, the principal and teachers have high expectations of me.



F3: In my school, a variety of resources are available to help me succeed (e.g., teaching staff, technology, media center).



F1: In my school, the building and grounds are safe, clean, and provide a healthy place for learning.



F4: In my school, computers are up-to-date and used by teachers to help me learn.



F7: In my school, I have access to counseling, career planning, and other programs to help me in school.




G3: My school prepares me for success in the next school year.






Lowest Scoring Items


F5: In my school, students help each other even if they are not friends.




F2: In my school, students respect the property of others.




E9: All of my teachers change their teaching to meet my learning needs.



D2: In my school, students treat adults with respect.



C4: In my school, all students are treated with respect.





Demographics

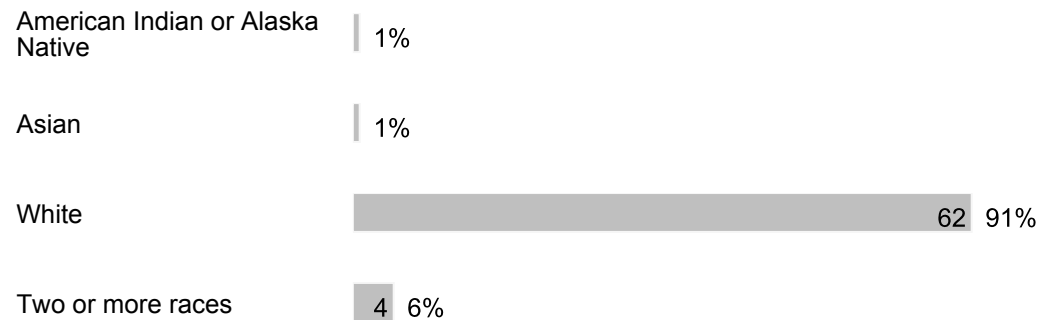
Number of Responses | Percentages of Total Responses

1. Gender



70 respondents

2. Race



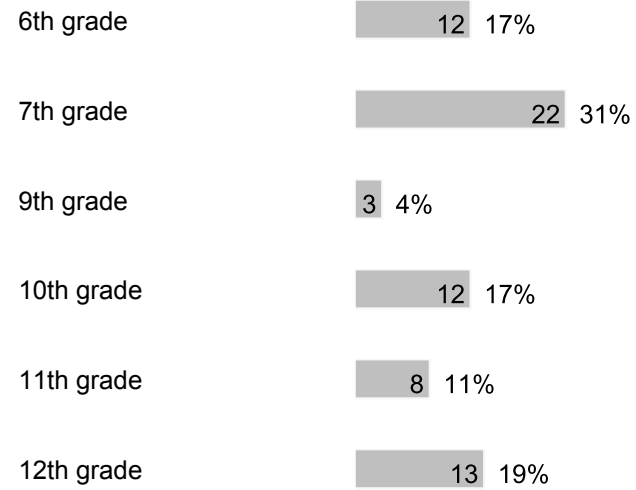
68 respondents

3. Ethnicity



65 respondents

4. Grade



70 respondents



C. Purpose and Direction

Section score: 3.61 Network average: 4.18

	Strongly Agree	Agree	Neutral	Disagree	Strongly Disagree	Not Applicable
	5	4	3	2	1	
	Number of Responses					
	Percentage of Total Responses					
1. In my school, programs and services are available to help me succeed.	7	44	15	1	2	1
	10%	63%	21%	1%	3%	1%
70 respondents						
2. In my school, the purpose and expectations are clearly explained to me and my family.	8	39	16	4	2	1
	11%	56%	23%	6%	3%	1%
70 respondents						
3. In my school, a high quality education is offered.	10	36	18	3	2	1
	14%	51%	26%	4%	3%	1%
70 respondents						
4. In my school, all students are treated with respect.	7	20	25	11	5	2
	10%	29%	36%	16%	7%	3%
70 respondents						

5. In my school, teachers work together to improve student learning.	7	41	16	4	1	1
	10%	59%	23%	6%	1%	1%

70 respondents

D. Governance and Leadership

Section score: 3.5 Network average: 4.16

	Strongly Agree	Agree	Neutral	Disagree	Strongly Disagree	Not Applicable
	5	4	3	2	1	
	Number of Responses					
	Percentage of Total Responses					
1. In my school, rules are applied equally to all students.	14	21	17	12	5	1
	20%	30%	24%	17%	7%	1%
70 respondents						
2. In my school, students treat adults with respect.	7	18	28	13	3	1
	10%	26%	40%	19%	4%	1%
70 respondents						
3. In my school, the principal and teachers have high expectations of me.	16	36	13	2	1	2
	23%	51%	19%	3%	1%	3%
70 respondents						

E. Teaching and Assessing for Learning

Section score: 3.61 Network average: 4.04

	Strongly Agree	Agree	Neutral	Disagree	Strongly Disagree	Not Applicable
	5	4	3	2	1	
	Number of Responses					
	Percentage of Total Responses					
1. My school gives me multiple assessments to check my understanding of what was taught.	8	37	22	1	1	1
	11%	53%	31%	1%	1%	1%
70 respondents						
2. My school provides me with challenging curriculum and learning experiences.	6	46	14	2	1	1
	9%	66%	20%	3%	1%	1%
70 respondents						
3. My school prepares me to deal with issues I may face in the future.	11	27	19	7	5	1
	16%	39%	27%	10%	7%	1%
70 respondents						
4. My school motivates me to learn new things.	8	28	21	8	4	1
	11%	40%	30%	11%	6%	1%
70 respondents						
5. My school offers opportunities for my family to become involved in school activities and my learning.	6	32	22	7	2	1
	9%	46%	31%	10%	3%	1%
70 respondents						
6. My school makes sure there is at least one adult who knows me well and shows interest in my education and future.	11	27	23	4	4	1
	16%	39%	33%	6%	6%	1%
70 respondents						
7. My school provides learning services for me according to my needs.	9	38	14	6	2	1

	13%	54%	20%	9%	3%	1%
	70 respondents					
8. All of my teachers use a variety of teaching methods and learning activities to help me develop the skills I will need to succeed.	15	33	17	2	2	1
	21%	47%	24%	3%	3%	1%
	70 respondents					
9. All of my teachers change their teaching to meet my learning needs.	3	19	33	10	3	2
	4%	27%	47%	14%	4%	3%
	70 respondents					
10. All of my teachers explain their expectations for learning and behavior so I can be successful.	9	37	19	2	2	1
	13%	53%	27%	3%	3%	1%
	70 respondents					
11. All of my teachers use tests, projects, presentations, and portfolios to check my understanding of what was taught.	10	40	10	8	1	1
	14%	57%	14%	11%	1%	1%
	70 respondents					
12. All of my teachers provide me with information about my learning and grades.	7	36	20	5	1	1
	10%	51%	29%	7%	1%	1%
	70 respondents					
13. All of my teachers keep my family informed of my academic progress.	10	33	17	8	1	1
	14%	47%	24%	11%	1%	1%
	70 respondents					
14. All of my teachers fairly grade and evaluate my work.	15	36	13	2	2	2
	21%	51%	19%	3%	3%	3%
	70 respondents					

F. Resources and Support Systems

Section score: 3.67 Network average: 4.04

	Strongly Agree	Agree	Neutral	Disagree	Strongly Disagree	Not Applicable
	5	4	3	2	1	
	Number of Responses					
	Percentage of Total Responses					
1. In my school, the building and grounds are safe, clean, and provide a healthy place for learning.	14	37	12	5	1	1
	20%	53%	17%	7%	1%	1%
70 respondents						
2. In my school, students respect the property of others.	3	21	27	14	4	1
	4%	30%	39%	20%	6%	1%
70 respondents						
3. In my school, a variety of resources are available to help me succeed (e.g., teaching staff, technology, media center).	10	45	13	0	1	1
	14%	64%	19%	0%	1%	1%
70 respondents						
4. In my school, computers are up-to-date and used by teachers to help me learn.	11	43	11	3	1	1
	16%	61%	16%	4%	1%	1%
70 respondents						
5. In my school, students help each other even if they are not friends.	6	16	26	17	3	2
	9%	23%	37%	24%	4%	3%
70 respondents						
6. In my school, I can participate in activities that interest me.	18	40	7	1	2	2
	26%	57%	10%	1%	3%	3%
70 respondents						
7. In my school, I have access to counseling, career planning, and other programs to help me in school.	13	39	13	2	1	2

19%
70 respondents

56%

19%

3%

1%

3%

G. Using Results for Continuous Improvement

Section score: 3.59 Network average: 4.01

	Strongly Agree	Agree	Neutral	Disagree	Strongly Disagree	Not Applicable
	5	4	3	2	1	
	Number of Responses					
	Percentage of Total Responses					
1. My school shares information about school success with my family and community members.	8	32	26	2	1	1
	11%	46%	37%	3%	1%	1%
70 respondents						
2. My school considers students' opinions when planning ways to improve the school.	6	25	20	15	2	2
	9%	36%	29%	21%	3%	3%
70 respondents						
3. My school prepares me for success in the next school year.	17	32	16	2	2	1
	24%	46%	23%	3%	3%	1%
70 respondents						

H. Open-Ended Questions

1. What do you like best about your school?
2. What do you like least about your school?
3. What is one suggestion you would like to offer to improve your school?